

• 1N5819-1 AND 1N6761-1 AVAILABLE IN JAN, JANTX, JANTXV,  
AND JANS PER MIL-PRF-19500/586

• 1 AMP SCHOTTKY BARRIER RECTIFIERS

• HERMETICALLY SEALED

• METALLURGICALLY BONDED

1N6759 thru 1N6761  
and  
DSB1A20 thru DSB1A100  
and  
1N5819  
and  
DSB5817 and DSB5818

## MAXIMUM RATINGS

Operating Temperature: -55°C to +125°C

Storage Temperature: -55°C to +150°C

Average Rectified Forward Current: 1.0 AMP @  $T_L +55^\circ\text{C}$ ,  $L = 3/8"$

Derating: 14 mA / °C above  $T_L +55^\circ\text{C}$ ,  $L = 3/8"$

ELECTRICAL CHARACTERISTICS @ 25°C, unless otherwise specified.

| CDI<br>TYPE<br>NUMBER  | WORKING PEAK<br>REVERSE<br>VOLTAGE | MAXIMUM FORWARD VOLTAGE |         |         | MAXIMUM REVERSE<br>LEAKAGE CURRENT<br>AT RATED VOLTAGE |         |
|------------------------|------------------------------------|-------------------------|---------|---------|--|---------|
|                        |                                    | VRWM                    | VF@1.0A | VF@1.0A | VF@3.1A  | IR@25°C |
|                        | VOLTS                              | VOLTS                   | VOLTS   | VOLTS   | mA   | mA      |
| DSB5817                | 20                                 | 0.36                    | 0.60    | 0.9     | 0.10   | 5.0     |
| DSB5818                | 30                                 | 0.36                    | 0.60    | 0.9     | 0.10   | 5.0     |
| 1N5819                 | 40                                 | 0.36                    | 0.60    | 0.9     | 0.10   | 5.0     |
| J,JX,JV & JS<br>5819-1 | 45                                 | 0.34                    | 0.49    | 0.8     | 0.05   | 5.0     |
| 1N6759                 | 60                                 | 0.38                    | 0.69    | NA      | 0.10   | 6.0     |
| 1N6760                 | 80                                 | 0.38                    | 0.69    | NA      | 0.10   | 6.0     |
| 1N6761                 | 100                                | 0.38                    | 0.69    | NA      | 0.10   | 6.0     |
| J,JX,JV & JS<br>6761-1 | 100                                | 0.38                    | 0.69    | NA      | 0.10   | 12.0    |
| DSB1A20                | 20                                 | 0.36                    | 0.60    | 0.9     | 0.10   | 5.0     |
| DSB1A30                | 30                                 | 0.36                    | 0.60    | 0.9     | 0.10   | 5.0     |
| DSB1A40                | 40                                 | 0.36                    | 0.60    | 0.9     | 0.10   | 5.0     |
| DSB1A50                | 50                                 | 0.36                    | 0.60    | 0.9     | 0.10   | 5.0     |
| DSB1A60                | 60                                 | 0.38                    | 0.69    | NA      | 0.10   | 12.0    |
| DSB1A80                | 80                                 | 0.38                    | 0.69    | NA      | 0.10   | 12.0    |
| DSB1A100               | 100                                | 0.38                    | 0.69    | NA      | 0.10   | 12.0    |

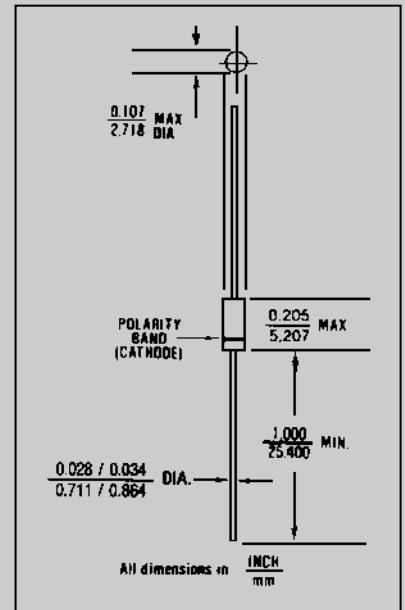


FIGURE 1

## DESIGN DATA

CASE: Hermetically sealed, DO - 41

LEAD MATERIAL: Copper clad steel

LEAD FINISH: Tin / Lead

THERMAL RESISTANCE: ( $R_{\theta JEC}$ ): 70  
°C/W maximum at  $L = .375$  inch

THERMAL IMPEDANCE: ( $Z_{\theta JX}$ ): 12  
°C/W maximum

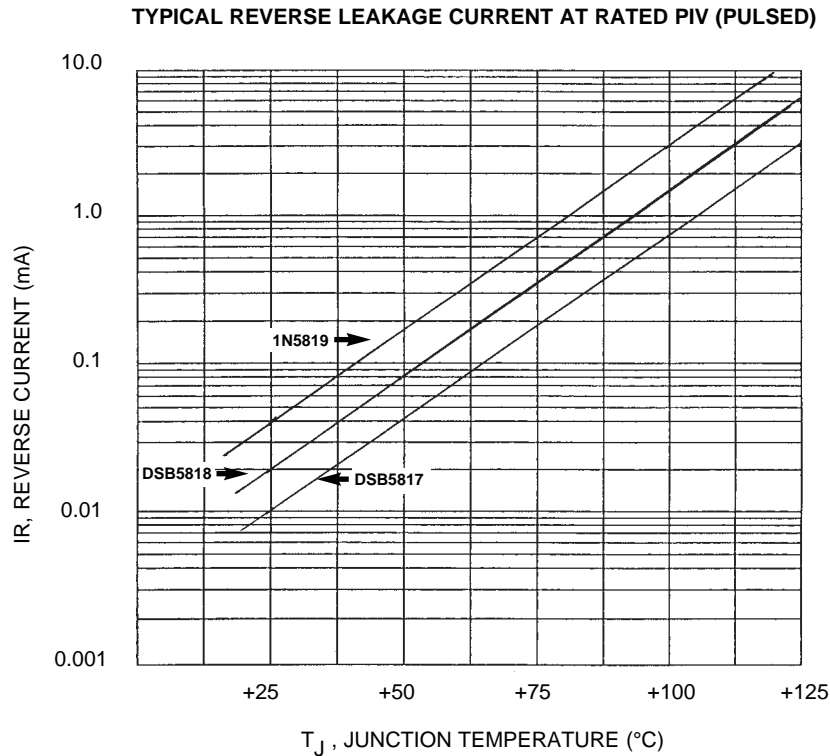
POLARITY: Cathode end is banded.

MOUNTING POSITION: Any

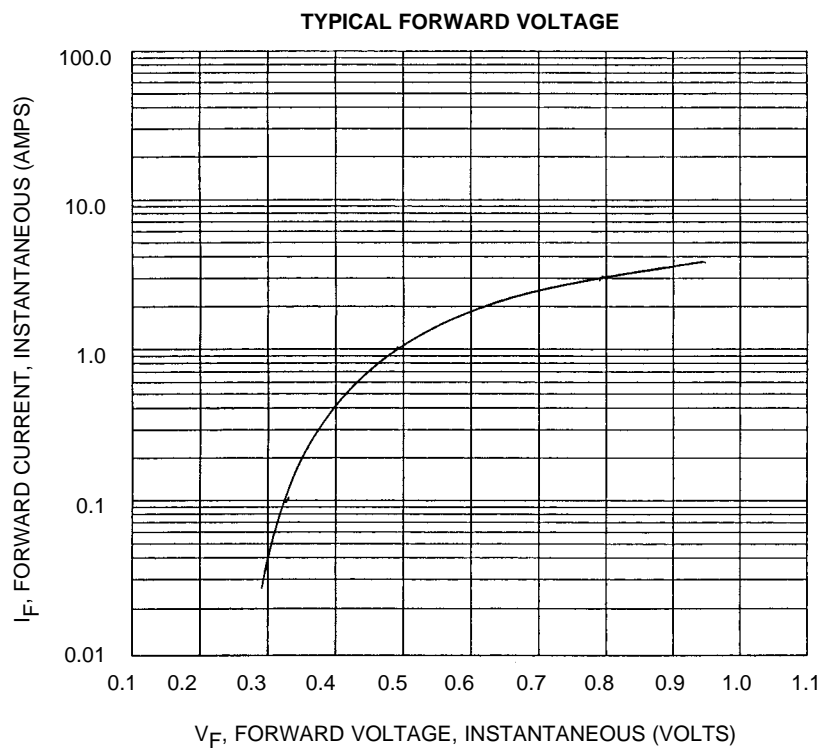


6 LAKE STREET, LAWRENCE, MASSACHUSETTS 01841  
PHONE (978) 620-2600 FAX (978) 689-0803  
WEBSITE: <http://www.microsemi.com> E-mail: [sales@microsemi.com](mailto:sales@microsemi.com)

# 1N6759 thru 1N6761 and DSB1A20 thru DSB1A100 and 1N5819 and DSB5817 and DSB5818



**FIGURE 1**



**FIGURE 2**