



SANTA ANA, CA  
For more information call:  
(714) 979-8220

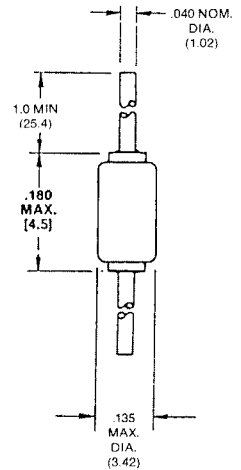
**FEATURES**

- MICROMINIATURE PACKAGE
- VOIDLESS HERMETICALLY SEALED GLASS PACKAGE
- TRIPLE LAYER PASSIVATION
- METALLURGICALLY BONDED
- VERY LOW FORWARD VOLTAGE (1.15V)
- ULTRA FAST RECOVERY TIMES (50ns)
- HIGH SURGE
- CONSULT FACTORY FOR MES1301 THRU MES1303

**ABSOLUTE MAXIMUM RATINGS**

Working Peak Reverse Voltage, MES1304 .....	200V
Working Peak Reverse Voltage, MES1305 .....	300V
Working Peak Reverse Voltage, MES1306 .....	400V
Maximum Average D.C. Forward Current, $I_F$	
@TA = 25°C, (Free Air) .....	3A
@TL = 50°C, L=3/8" .....	5A
Surge Current, 8.3mSec .....	70A
Thermal Resistance @ L=3/8" .....	20°C/W
Operating and Storage Temperature Range .....	-55°C to +150°C

**Ultra Fast  
Switching Rectifier**



**FIGURE 1**  
PACKAGE E

**MECHANICAL CHARACTERISTICS**

- CASE: Hermetically sealed glass case.
- LEAD MATERIAL: Silver clad copper.
- MARKING: Body painted, alpha numeric.
- POLARITY: Cathode band.

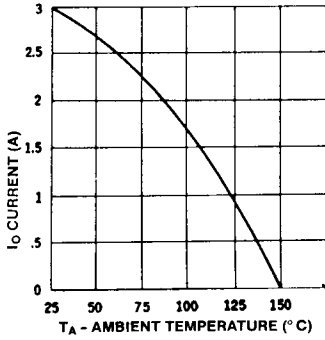
**ELECTRICAL SPECIFICATIONS:**

TYPE	WORKING PEAK REVERSE VOLTAGE ( $V_{RWM}$ )	MAXIMUM FORWARD VOLTAGE ( $V_F$ ) @ 3A, $t_p = 300\mu s$		MAXIMUM REVERSE CURRENT ( $I_R$ ) @ PIV		MAXIMUM REVERSE RECOVERY TIME* ( $t_{rr}$ )
		( $T_J$ ) = 25°C	( $T_J$ ) = 100°C	( $T_J$ ) = 25°C	( $T_J$ ) = 100°C	
MES1304	200V	1.25V	1.15V	20 $\mu A$	500 $\mu A$	50ns
MES1305	300V					
MES1306	400V					

\*Measured in circuit IF = 0.5A, IR = 1A, IREC = 0.25A

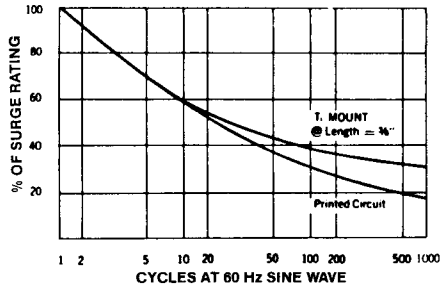
# MES1304, MES1305, MES1306

**Average Forward Current vs. Ambient Temperature.**



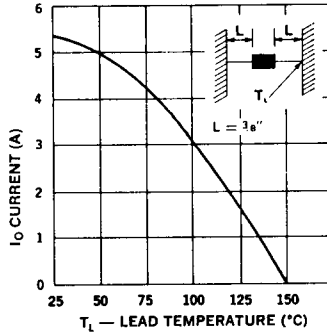
**FIGURE 2**

**Multiple Forward Surge Current vs. Duration**



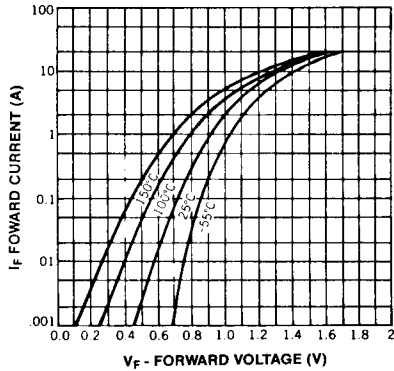
**FIGURE 3**

**Average Forward Current vs. Lead Temperature.**



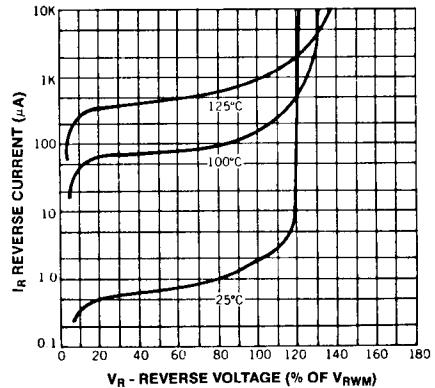
**FIGURE 4**

**Typical Forward Current vs. Forward Voltage**



**FIGURE 5**

**Typical Reverse Current vs. Reverse Voltage**



**FIGURE 6**