

- AVAILABLE IN JAN, JANTX, AND JANTXV
PER MIL-PRF-19500/240
- SILICON RECTIFIER
- METALLURGICALLY BONDED

1N645-1

MAXIMUM RATINGS

Operating Temperature: -65°C to +175°C
 Storage Temperature: -65°C to +175°C
 Operating Current: 400 mA @ 25°C
 150 mA @ 150°C
 Derating: 2.0 mA/°C From 25°C to 150°C
 6.0 mA/°C From 150°C to 175°C

ELECTRICAL CHARACTERISTICS @ 25°C, unless otherwise specified

TYPE	V _{RSM}	V _{RWM}	I _{FSM} T _P = 1/120 s T _A = 25°C	V _F @400mA	CAP @ V _R = 4V
	V (pk)	V (pk)	A	V _{DC}	pF
1N645-1	270	225	5	0.8 - 1.0	20

TYPE	I _{R1} at V _{RWM} T _A = 25°C	I _{R2} at V _{RWM} T _A = 150°C	I _{R3} at V _{RSM} T _A = 25°C
	μA	μA	μA
1N645-1	0.05	25	50

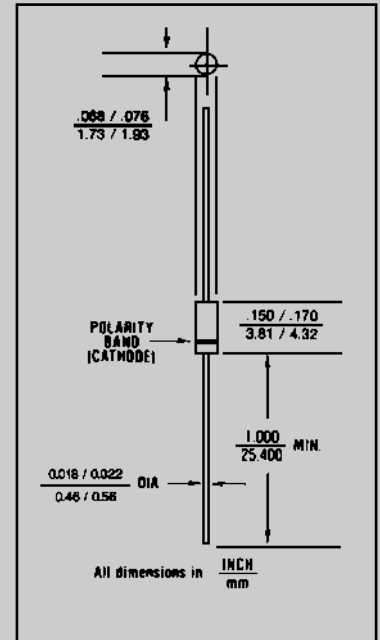


FIGURE 1

DESIGN DATA

CASE: Hermetically sealed glass case. DO – 35 outline.

LEAD MATERIAL: Copper clad steel.

LEAD FINISH: Tin / Lead

THERMAL RESISTANCE: (R_{ΘJEC}): 250 °C/W maximum

THERMAL IMPEDANCE: (Z_{ΘJX}): 35 °C/W maximum

POLARITY: Cathode end is banded.

MOUNTING POSITION: ANY.



IN645-1

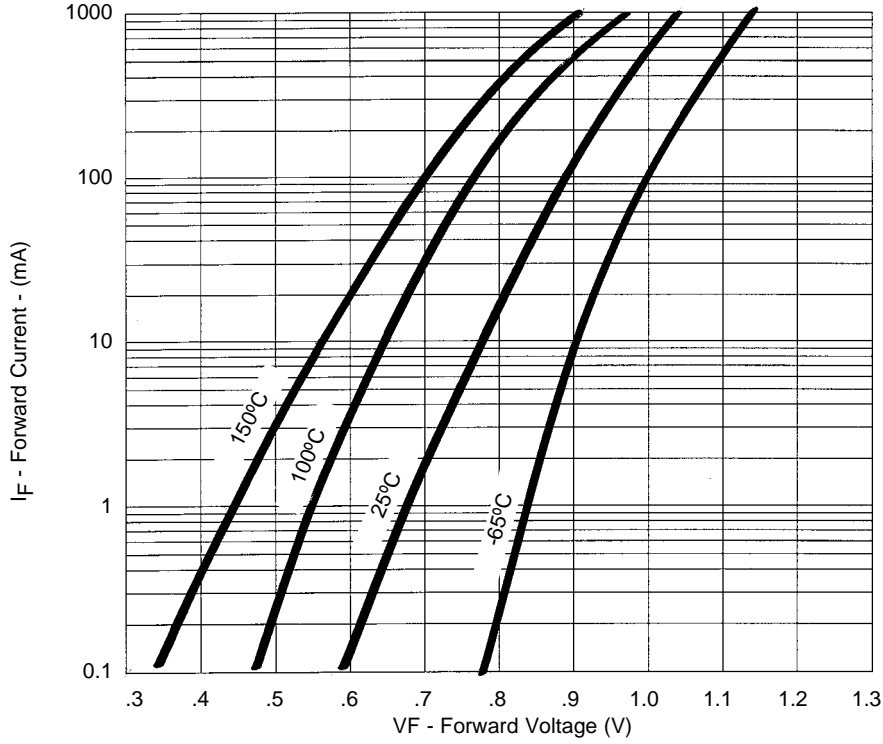
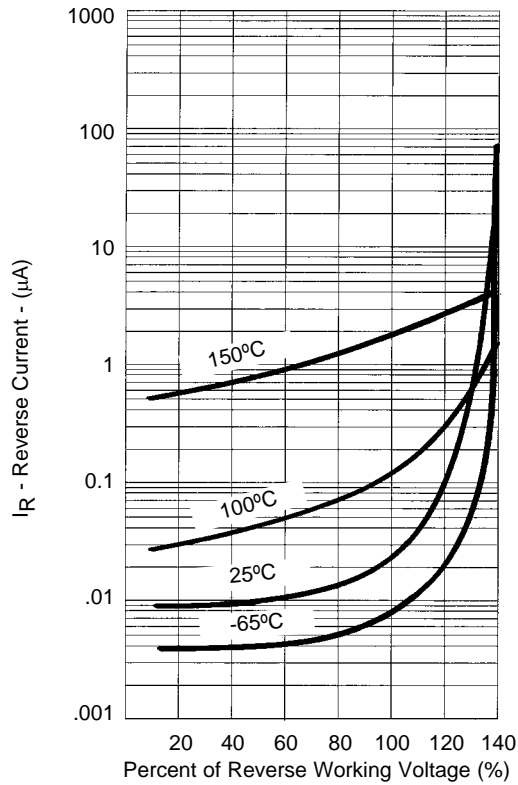


FIGURE 2
Typical Forward Current
vs Forward Voltage



NOTE : All temperatures shown on graphs are junction temperatures

FIGURE 3
Typical Reverse Current
vs Reverse Voltage