

101528C

LR1000-550-1.5 1000 MHz Delay Line 550 MHz Bandwidth

Specifications

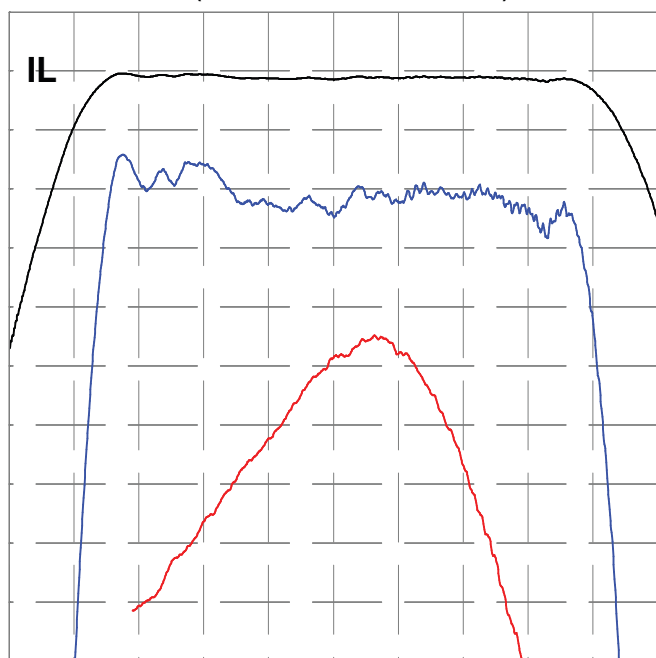
Parameter	Symbol	Min	Typical	Max	Unit
Center Frequency	F_0		1000		MHz
Bandwidth	B		550		MHz
Delay	T_0	1.5	1.505	1.51	μsec
Insertion Loss	IL		35.4	37	dB
Amplitude Ripple			0.6	2.5	dB_{P-P}
Phase Ripple			6	70	deg_{P-P}
Spurious for $ t - T_0 > .9T_0$			-48	-46	dB
Substrate Material		YZ-LN			

Notes

- Center Frequency (F_0) and Bandwidth (B) are defined, not measured.
- Insertion Loss is the minimum loss for $|f - F_0| < .5B$
- Ripple spec applies to the $|f - F_0| < .4B$, and is doubled for $.4B < |f - F_0| < .5B$
- Specifications are at 22 °C only. Unit will operate undamaged from -54 °C to 125 °C with shifts $dF_0 = -x * F_0$, $dT_0 = x * T_0$, where $x = 94E-6 * (\text{temperature} - 22 \text{ °C})$
- Specifications may change at any time.

Typical Performance

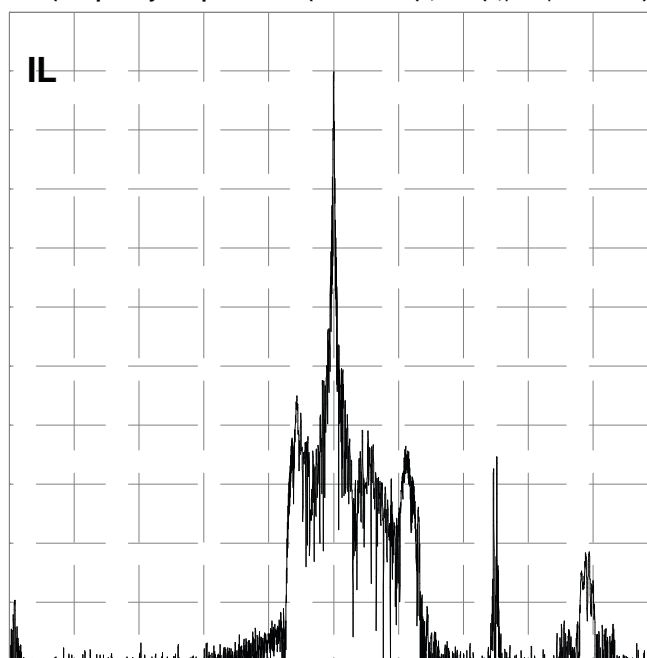
Frequency Response
(Best Fit Linear Phase Removed)



10 dB/div, 1 dB/div, 10 deg/div, 80.000 MHz/div

Impulse Response

FFT(Frequency Response * Cos(0.5 * PI * MIN(1, MAX(0, |f - F0| * 4.6 / B - 2.3))))^2

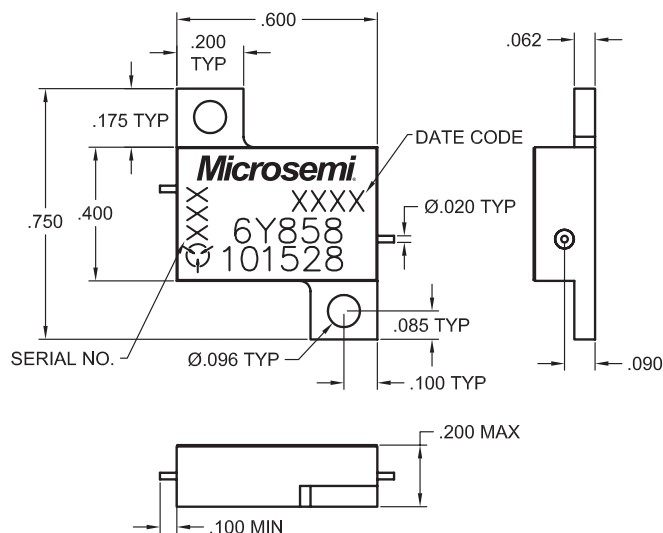


10 dB/div, 0.200 us/div

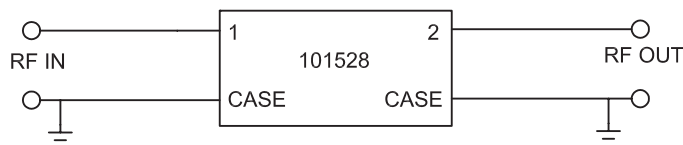
101528C

LR1000-550-1.5 1000 MHz Delay Line 550 MHz Bandwidth

Package Outline



Matching



Microsemi Corporate Headquarters
 One Enterprise, Aliso Viejo, CA 92656 USA
 Within the USA: +1 (800) 713-4113
 Outside the USA: +1 (949) 380-6100
 Fax: +1 (949) 215-4996
 Email: sales.support@microsemi.com
www.microsemi.com

©2017 Microsemi Corporation. All rights reserved. Microsemi and the Microsemi logo are registered trademarks of Microsemi Corporation. All other trademarks and service marks are the property of their respective owners.

Microsemi Corporation (Nasdaq: MSCC) offers a comprehensive portfolio of semiconductor and system solutions for aerospace & defense, communications, data center and industrial markets. Products include high-performance and radiation-hardened analog mixed-signal integrated circuits, FPGAs, SoCs and ASICs; power management products; timing and synchronization devices and precise time solutions, setting the world's standard for time; voice processing devices; RF solutions; discrete components; enterprise storage and communication solutions, security technologies and scalable anti-tamper products; Ethernet solutions; Power-over-Ethernet ICs and midspans; as well as custom design capabilities and services. Microsemi is headquartered in Aliso Viejo, California and has approximately 4,800 employees globally. Learn more at www.microsemi.com.

Microsemi makes no warranty, representation, or guarantee regarding the information contained herein or the suitability of its products and services for any particular purpose, nor does Microsemi assume any liability whatsoever arising out of the application or use of any product or circuit. The products sold hereunder and any other products sold by Microsemi have been subject to limited testing and should not be used in conjunction with mission-critical equipment or applications. Any performance specifications are believed to be reliable but are not verified, and Buyer must conduct and complete all performance and other testing of the products, alone and together with, or installed in, any end-products. Buyer shall not rely on any data and performance specifications or parameters provided by Microsemi. It is the Buyer's responsibility to independently determine suitability of any products and to test and verify the same. The information provided by Microsemi hereunder is provided "as is, where is" and with all faults, and the entire risk associated with such information is entirely with the Buyer. Microsemi does not grant, explicitly or implicitly, to any party any patent rights, licenses, or any other IP rights, whether with regard to such information itself or anything described by such information. Information provided in this document is proprietary to Microsemi, and Microsemi reserves the right to make any changes to the information in this document or to any products and services at any time without notice.