



TP4100 ePRTC Performance Report

Introduction

TimeProvider 4100 is a family of precise timing devices with various operation modes that enable a customer to specify a configuration for a use case while leveraging the same hardware.

As part of this delivery strategy, an Enhanced Primary Reference Time Clock (ePRTC) license option has been defined in release 2. This enables a customer to configure the TP4100 unit as an ePRTC device connected to a GNSS source and one or two Cesium clocks in order to meet ITU-T G.82972.1 standard performance requirements.

This is the first in the series of performance reports describing the Enhanced Primary Reference Timing Clock (ITU G.8272.1) feature of the Time Provider 4100 System.

The TP4100 is architected to support multiple operating software configurable modes on a robust high-performance, fan-less 1RU hardware platform. The current operating mode configurations supported as of release 2.1 are:

- Gateway Clock
- Single-Domain, High-Performance Boundary Clock
- Multi-Domain, High-Performance Boundary Clock
- ePRTC (demo mode release in version 2.0 or 2.1; official release in version 2.1.10 scheduled for July 2020)

When configured in the ePRTC operating mode, the TP4100 is fully compliant with the controlling ITU-T Recommendation: *Timing characteristics of enhanced primary reference time clocks G.8272.1*.

The TP4100 supports not just one but optionally two autonomous atomic clock references. When configured with dual autonomous atomic clock inputs, the TP4100 supports both priority reference operation and adaptive timescale ensembling, as described later.

Table of Contents

Introduction.....	1
1. Overview of Time Compliance Testing.....	3
2. Single Cesium ePRTC Time Compliance Results.....	5
2.1. ITU G8272.1 Time Accuracy Compliance.....	5
2.2. ITU G8272.1 MTIE Compliance.....	6
2.3. ITU G8272.1 TDEV Compliance.....	6
3. Dual Cesium ePRTC Time Compliance Results.....	8
3.1. ITU G8272.1 Time Accuracy Compliance.....	8
3.2. ITU G8272.1 MTIE Compliance.....	9
3.3. ITU G8272.1 TDEV Compliance.....	9
4. Adaptive Timescale Ensembling Advantage.....	10
5. Contacting Technical Support.....	11
6. Revision History.....	12
The Microchip Website.....	13
Product Change Notification Service.....	13
Customer Support.....	13
Microchip Devices Code Protection Feature.....	13
Legal Notice.....	13
Trademarks.....	14
Quality Management System.....	14
Worldwide Sales and Service.....	15

1. Overview of Time Compliance Testing

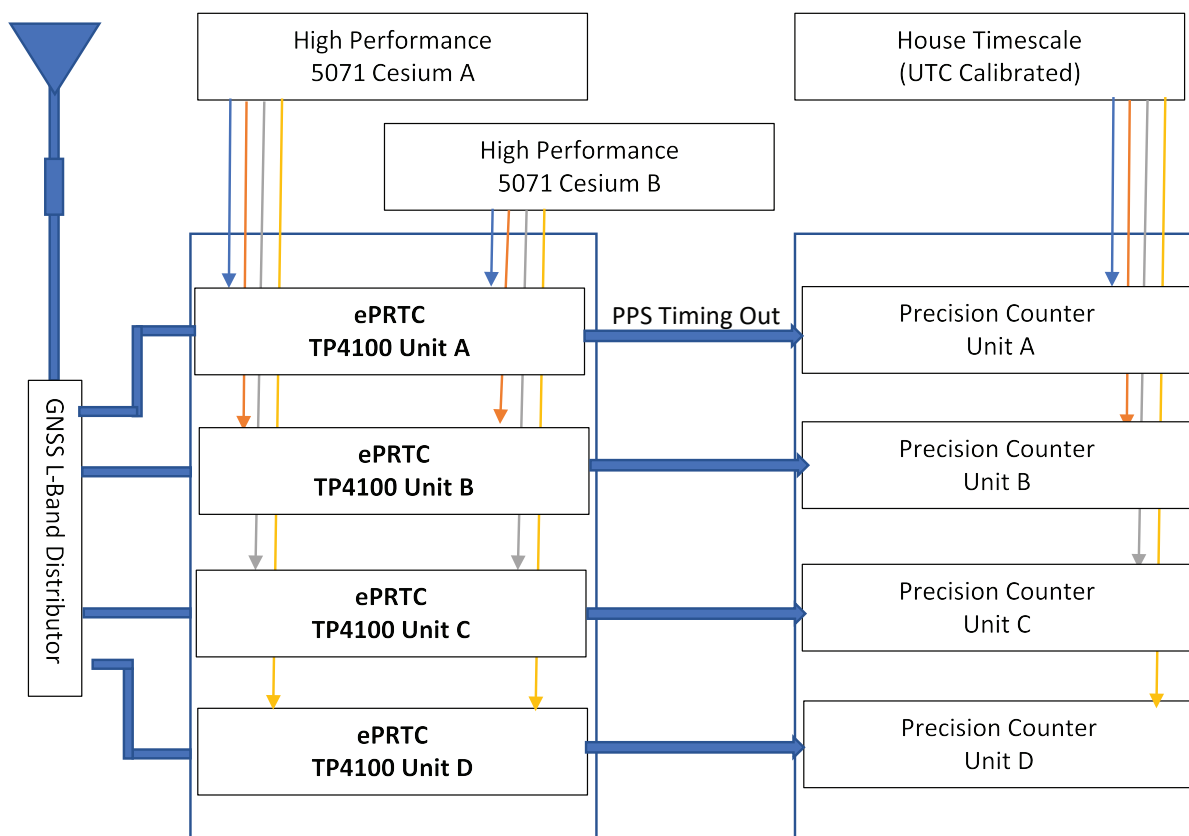
The full characterization of time accuracy compliances will be covered in this series of performance reports. In this first report, the time compliance operation in normal operation is the focus.

The normal operational environment is characterized by:

- The GNSS receiver function is operating in a proper surveyed-in (fix position) mode. For the TP4100, this function can be configured to be done automatically.
- The GNSS receiver function is supporting uninterrupted timing solutions. Essentially no extended period of GNSS outages.
- The temperature operating environmental is benign with daily temperature variations less than 5 °C.
- The TP4100 ePRTC is tested in GPS L1 operation for this characterization.

The following diagram shows the test configuration. The ePRTC test rack supports multiple TP4100 units that are tested simultaneously. Each TP4100 is provided a calibrated GNSS L-band input from the lab GNSS distribution. To support controlled testing, the GNSS distribution is from a common antenna, cable interconnect, and common active GNSS distribution amplifier. Two Microchip 5071 High Performance Cesium Clocks are configured to support either single or dual 10 MHz Cesium references to the ePRTC TP4100 units depending on the testing scenario.

Figure 1-1. ePRTC Timing Compliance Test Setup



Two ePRTC use cases are covered in this report:

1. **Single Cesium Input:** This is a basic configuration where a single external cesium reference clock is used to support the ITU requirement for a minimum of one co-located atomic clock.
2. **Dual Cesium Input:** The TP4100 ePRTC is designed to fully support dual cesium external clock references.

Overview of Time Compliance Testing

- 2.1. When one reference is assigned a higher priority, the TP4100 ePRTC system operates with this cesium reference assigned a 100% weight contribution to the local timescale (in steady state). The second cesium reference is operating as a hot standby to support failure or maintenance conditions.
- 2.2. When both references are assigned equal priority, the TP4100 ePRTC system operates in adaptive timescale ensembling mode. In this mode, automatic machine learning is utilized to continuously adjust the weights of both cesium inputs to achieve the best timescale output. For the dual cesium results reported in this report, this mode is selected.

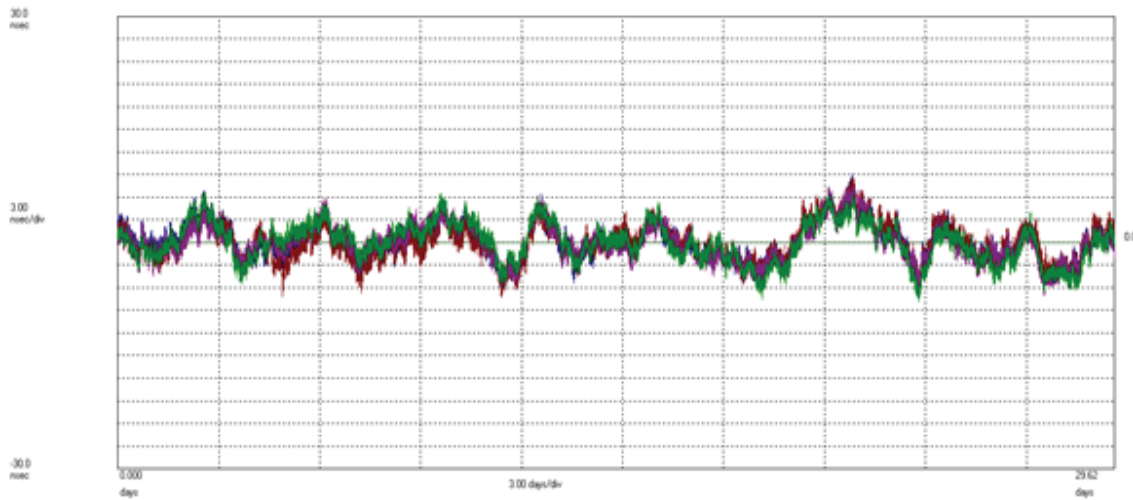
2. Single Cesium ePRTC Time Compliance Results

For this test, four ePRTC TP4100 units are configured as single cesium ePRTC systems. The test window is 30 days starting from power-up (data collection is shown 24 hours after power-up).

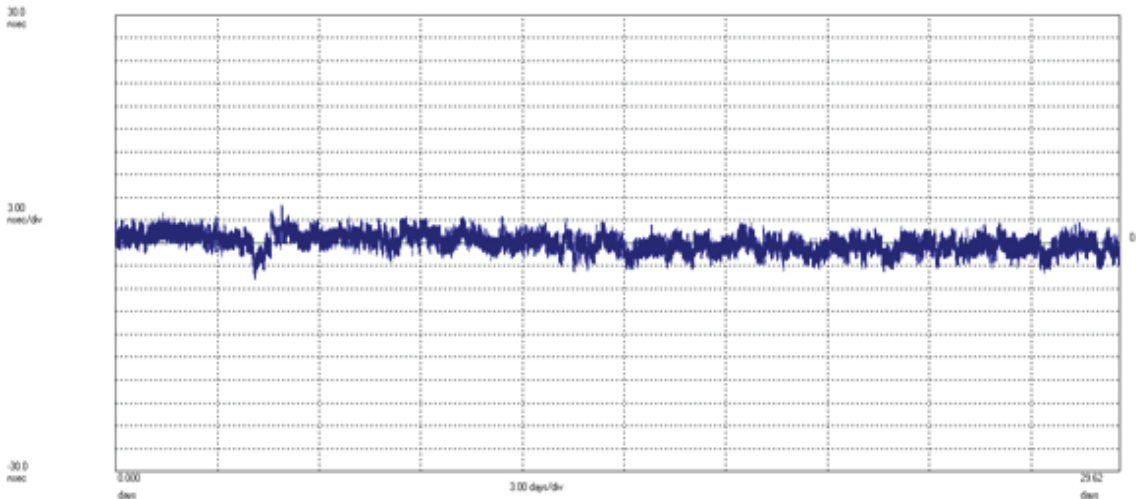
2.1 ITU G8272.1 Time Accuracy Compliance

The following graph shows the PPS time error overlay (note the ± 30 ns graph bounds are the compliance limit). The PPS time error performance is well within the 30 ns requirement (< 10 ns over the 30-day test window). One important observation is that all four units are exhibiting essentially the same time error performance with respect to the house timescale reference. This dominant common mode term includes the true common mode bias of the units plus the common mode bias of the house timescale (which is less than 5 ns). The differential time accuracy error between two units (Units A and B) shown in the second graph is significantly smaller. The differential time error associated with the units is observed to be 1.1 ns (1 sigma).

Microsemi TimeMonitor Analysis
Phase deviation in units of time: F=436.4 MHz; F0=1.0000000 Hz; 2019/11/28; 15:07:33

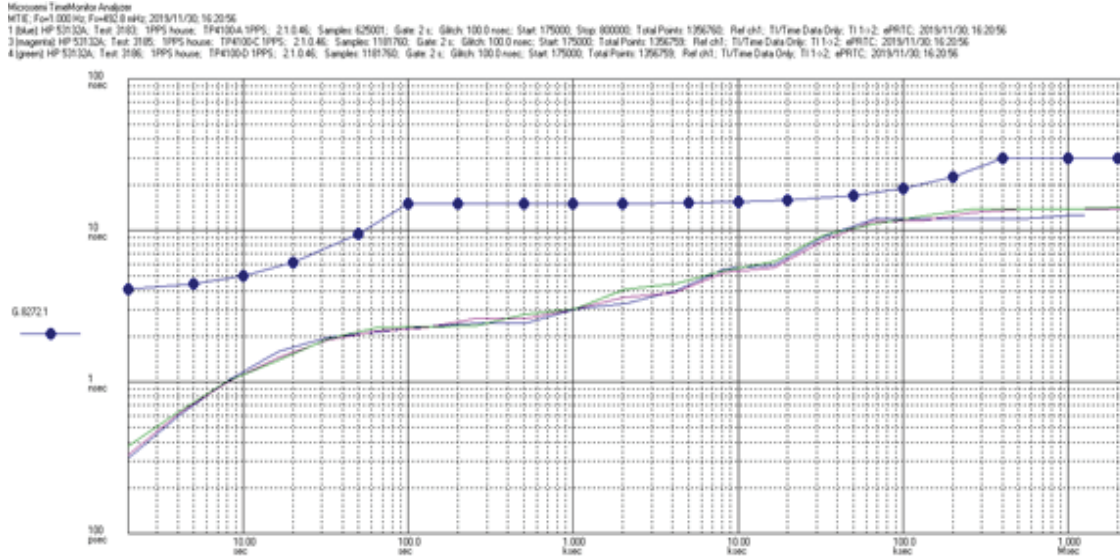


Microsemi TimeMonitor Analysis
Phase deviation in units of time: F=436.4 MHz; F0=1.0000000 Hz; 2019/11/28; 15:07:33
Phase Subtract



2.2 ITU G8272.1 MTIE Compliance

The following overlay graph shows the compliance of the ePRTC TP4100 units with respect to the ITU Maximum Time Interval Error Requirement. As already discussed, the House Timescale reference has an uncertainty of 5 ns which contributes to the overall MTIE performance.



2.3 ITU G8272.1 TDEV Compliance

The ITU ePRTC requirements set a tight limit on the permitted time error stability. This can be seen in the first feature of the TDEV compliance mask which requires better than 1 ns stability for observation windows up to 30,000 seconds. This stringent requirement enforces the need for the local atomic timescale to be loosely coupled to the external GNSS reference. While the vast majority of GNSS based timing products operate with generally tight coupling to the GNSS reference, an ePRTC caliber timescale must be loosely coupled to protect the outgoing timing services from GNSS related vulnerabilities such as intended an unintended spoofing and jamming including space weather.

The following overlay plot shows the TP4100 is designed to be compliant to this stringent requirement. Note the House timescale contributes TDEV noise at the critical 30K observation point so the pass margin is actually better than shown in this instrumented test.

Single Cesium ePRTC Time Compliance Results

Microsemi TestMonkz Analyzer

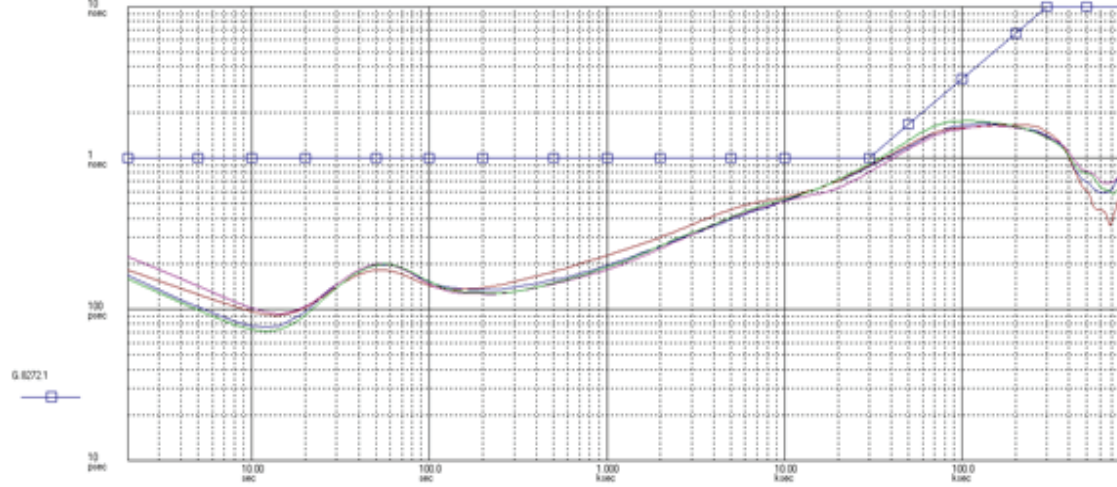
TDEV: Rev1 1000Hz; FwdNR: 4; Date: 2019/11/28 15:07:33

1 (blue) HP 53132A; Test: 3F03; 1PPS hour; 1P4100A 1PPS; 2.10.46; Samples: 1270361; Gate: 2 s; Start: 86400; Total Points: 1266790; Ref ch1; TuTime Data Only; T1 1+2; ePRTC; 2019/11/28 15:07:33

2 (red) HP 53132A; Test: 2F04; 1PPS hour; 1P4100A 1PPS; 2.10.46; Samples: 1270361; Gate: 2 s; G1ch: 100.0 nsec; Start: 86400; Total Points: 1266790; Ref ch1; TuTime Data Only; T1 1+2; ePRTC; 2019/11/28 15:07:33

3 (green) HP 53132A; Test: 3F05; 1PPS hour; 1P4100A 1PPS; 2.10.46; Samples: 1270361; Gate: 2 s; G1ch: 100.0 nsec; Start: 86400; Total Points: 1266790; Ref ch1; TuTime Data Only; T1 1+2; ePRTC; 2019/11/28 15:07:33

4 (purple) HP 53132A; Test: 3F06; 1PPS hour; 1P4100A 1PPS; 2.10.46; Samples: 1270361; Gate: 2 s; G1ch: 100.0 nsec; Start: 86400; Total Points: 1266790; Ref ch1; TuTime Data Only; T1 1+2; ePRTC; 2019/11/28 15:07:33

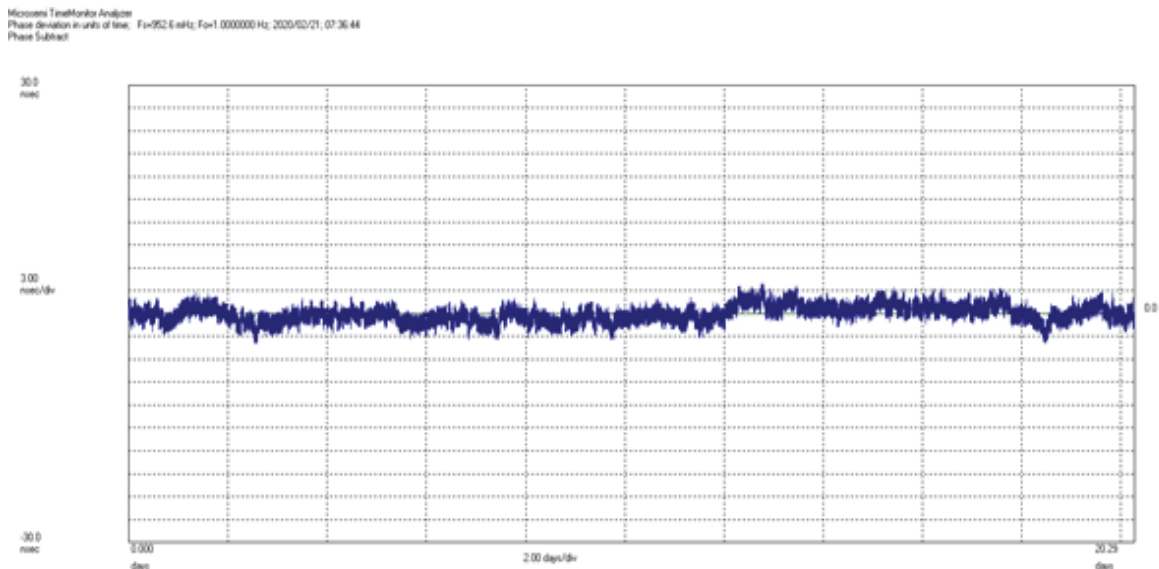
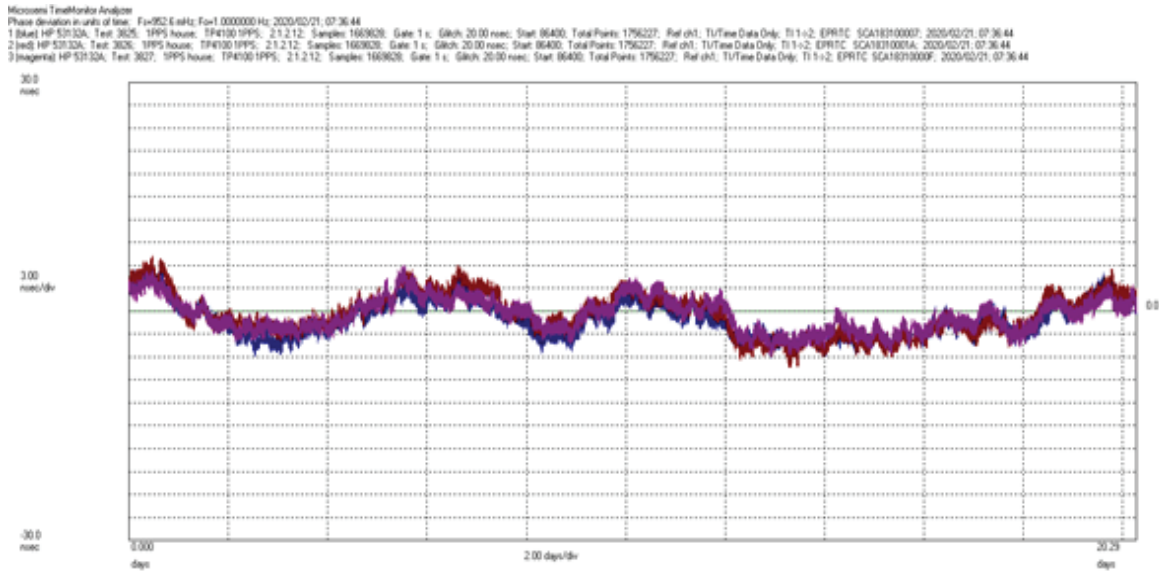


3. Dual Cesium ePRTC Time Compliance Results

For this test scenario, three ePRTC TP4100 units are configured as dual cesium ePRTC systems (note that the TP4100 included in the first single cesium test was re-purposed for other testing). The test window is 21 days starting from power-up (data collection is shown 24 hours after power-up).

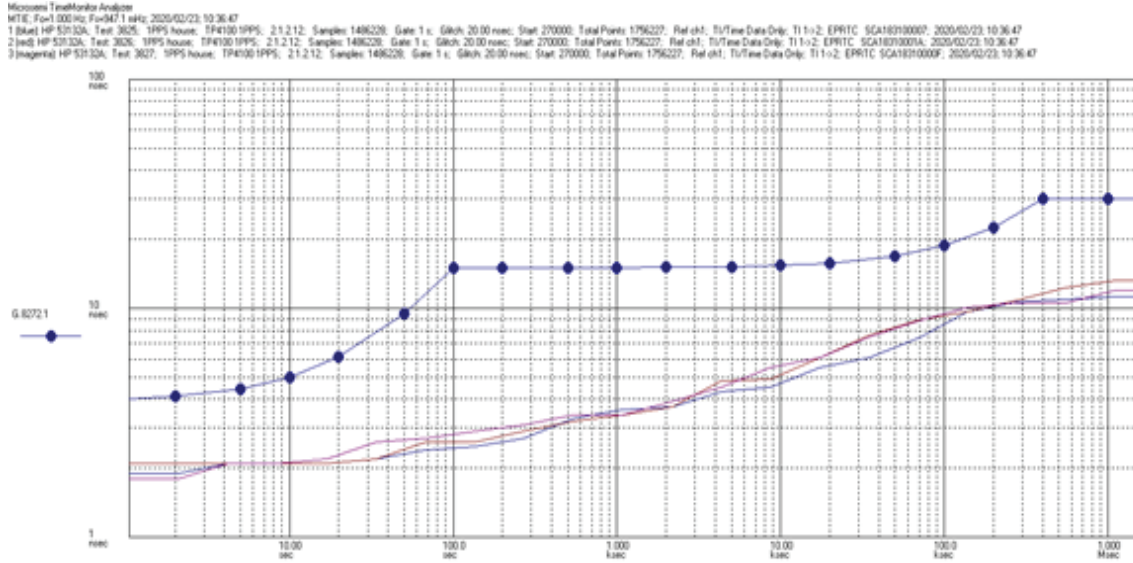
3.1 ITU G8272.1 Time Accuracy Compliance

The following graph shows the PPS time error overlay (note the ± 30 ns graph bounds are the compliance limit). The PPS time error performance is well within the 30 ns requirement (< 7 ns over the 21-day test window). One important observation is that all units are exhibiting essentially the same time error performance with respect to the house timescale reference. This dominant common mode term includes the true common mode bias of the units plus the common mode bias of the house timescale (which is less than 5 ns). The differential time accuracy error between two units (Units A and B) is shown in the second graph is significantly smaller. The differential time error associated with the units is observed to be 1.0 ns (1 sigma).



3.2 ITU G8272.1 MTIE Compliance

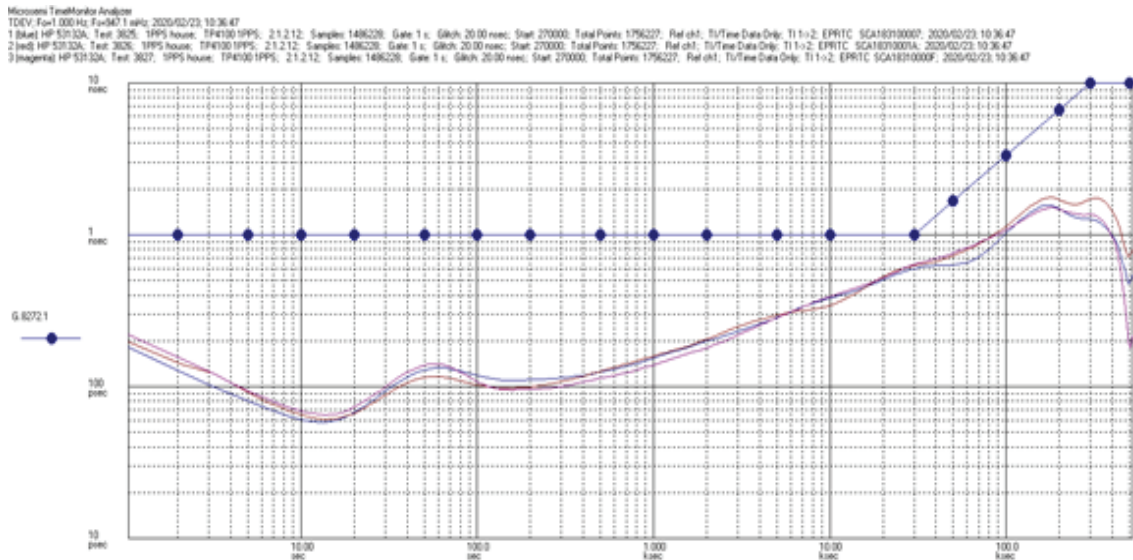
The following overlay graph shows the compliance of the ePRTC TP4100 units with respect to the ITU Maximum Time Interval Error Requirement. The MTIE performance shows a small but consistent improvement when operating in dual cesium adaptive timescale ensembling mode. The advantage is this mode is more statistically evident in the TDEV compliance results discussed later.



3.3 ITU G8272.1 TDEV Compliance

As already discussed, the ITU ePRTC requirements set a tight limit on the permitted time error stability.

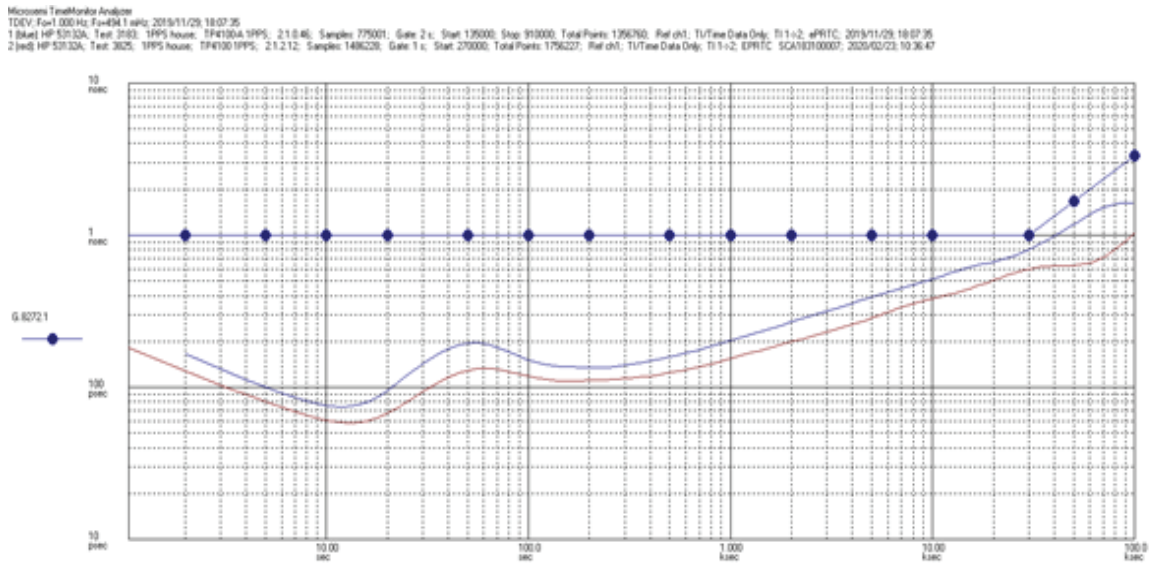
The following overlay plot shows the TP4100 is designed to be compliant to this stringent requirement. Note the House timescale contributes TDEV noise at the critical 30K observation point so the pass margin is actually better than shown in this instrumented test.



4. Adaptive Timescale Ensembling Advantage

For both test cases, the same unit (A) is configured with either one high performance cesium (5071) or two.

The blue graph shows the TDEV performance with respect to the ITU ePRTC compliance mask for the single cesium and the red graph shows the advantage of the using the dual cesium input adaptive timescale mode. This comparison demonstrates the performance advantage of this mode. One key benchmark is the margin compared to the ITU compliance mask at the key 30,000 second corner. In single cesium operation, the observed margin is 1.1 dB while with dual cesium adaptive timescale operation the observed performance margin is 4.4 dB. As a point of reference under the simple case where both cesium standards have identical performance the expected performance improvement would be 3 dB. Perhaps equally useful is the ability to detect a cesium that is degrading and de-weight it out of the ensemble.



5. Contacting Technical Support

If you encounter any difficulty installing the update or operating the product, contact Microsemi Frequency and Time Division (FTD) Services and Support.

North and South America

Microsemi Inc.

3870 N. First Street

San Jose, CA 95134-1702

Toll-free in North America: 1-888-367-7966, Option 1

Telephone: 408-428-7907

E-mail: FTD.Support@microsemi.com

Internet: www.microsemi.com

Europe, Middle East, and Africa (EMEA)

Microsemi FTD Services and Support EMEA

Altlaufstrasse 42

85635 Hoehenkirchen-Siegersbrunn

Germany

Telephone: +49 700 3288 6435

Fax: +49 8102 8961 533

E-mail: FTD.EMEASupport@microsemi.com

FTD.EMEA_sales@microsemi.com

South Asia

Suite A201, 2nd Floor, West Wing, Wisma Consplant 2, No. 7,

Jalan SS16/1, 47500 Subang Jaya Selangor, Malaysia

Toll-free in North America: 1-888-367-7966, Option 1

Telephone: 408-428-7907

E-mail: FTD.Support@microsemi.com

6. Revision History

Revision	Date	Section	Description
A	04/2020		Initial Revision

The Microchip Website

Microchip provides online support via our website at <http://www.microchip.com/>. This website is used to make files and information easily available to customers. Some of the content available includes:

- **Product Support** – Data sheets and errata, application notes and sample programs, design resources, user's guides and hardware support documents, latest software releases and archived software
- **General Technical Support** – Frequently Asked Questions (FAQs), technical support requests, online discussion groups, Microchip design partner program member listing
- **Business of Microchip** – Product selector and ordering guides, latest Microchip press releases, listing of seminars and events, listings of Microchip sales offices, distributors and factory representatives

Product Change Notification Service

Microchip's product change notification service helps keep customers current on Microchip products. Subscribers will receive email notification whenever there are changes, updates, revisions or errata related to a specified product family or development tool of interest.

To register, go to <http://www.microchip.com/pcn> and follow the registration instructions.

Customer Support

Users of Microchip products can receive assistance through several channels:

- Distributor or Representative
- Local Sales Office
- Embedded Solutions Engineer (ESE)
- Technical Support

Customers should contact their distributor, representative or ESE for support. Local sales offices are also available to help customers. A listing of sales offices and locations is included in this document.

Technical support is available through the website at: <http://www.microchip.com/support>

Microchip Devices Code Protection Feature

Note the following details of the code protection feature on Microchip devices:

- Microchip products meet the specification contained in their particular Microchip Data Sheet.
- Microchip believes that its family of products is one of the most secure families of its kind on the market today, when used in the intended manner and under normal conditions.
- There are dishonest and possibly illegal methods used to breach the code protection feature. All of these methods, to our knowledge, require using the Microchip products in a manner outside the operating specifications contained in Microchip's Data Sheets. Most likely, the person doing so is engaged in theft of intellectual property.
- Microchip is willing to work with the customer who is concerned about the integrity of their code.
- Neither Microchip nor any other semiconductor manufacturer can guarantee the security of their code. Code protection does not mean that we are guaranteeing the product as "unbreakable."

Code protection is constantly evolving. We at Microchip are committed to continuously improving the code protection features of our products. Attempts to break Microchip's code protection feature may be a violation of the Digital Millennium Copyright Act. If such acts allow unauthorized access to your software or other copyrighted work, you may have a right to sue for relief under that Act.

Legal Notice

Information contained in this publication regarding device applications and the like is provided only for your convenience and may be superseded by updates. It is your responsibility to ensure that your application meets with

your specifications. MICROCHIP MAKES NO REPRESENTATIONS OR WARRANTIES OF ANY KIND WHETHER EXPRESS OR IMPLIED, WRITTEN OR ORAL, STATUTORY OR OTHERWISE, RELATED TO THE INFORMATION, INCLUDING BUT NOT LIMITED TO ITS CONDITION, QUALITY, PERFORMANCE, MERCHANTABILITY OR FITNESS FOR PURPOSE. Microchip disclaims all liability arising from this information and its use. Use of Microchip devices in life support and/or safety applications is entirely at the buyer's risk, and the buyer agrees to defend, indemnify and hold harmless Microchip from any and all damages, claims, suits, or expenses resulting from such use. No licenses are conveyed, implicitly or otherwise, under any Microchip intellectual property rights unless otherwise stated.

Trademarks

The Microchip name and logo, the Microchip logo, Adaptec, AnyRate, AVR, AVR logo, AVR Freaks, BesTime, BitCloud, chipKIT, chipKIT logo, CryptoMemory, CryptoRF, dsPIC, FlashFlex, flexPWR, HELDO, IGLOO, JukeBlox, KeeLoq, Kleer, LANCheck, LinkMD, maXStylus, maXTouch, MediaLB, megaAVR, Microsemi, Microsemi logo, MOST, MOST logo, MPLAB, OptoLyzer, PackeTime, PIC, picoPower, PICSTART, PIC32 logo, PolarFire, Prochip Designer, QTouch, SAM-BA, SenGenuity, SpyNIC, SST, SST Logo, SuperFlash, Symmetricom, SyncServer, Tachyon, TempTrackr, TimeSource, tinyAVR, UNI/O, Vectron, and XMEGA are registered trademarks of Microchip Technology Incorporated in the U.S.A. and other countries.

APT, ClockWorks, The Embedded Control Solutions Company, EtherSynch, FlashTec, Hyper Speed Control, HyperLight Load, IntelliMOS, Libero, motorBench, mTouch, Powermite 3, Precision Edge, ProASIC, ProASIC Plus, ProASIC Plus logo, Quiet-Wire, SmartFusion, SyncWorld, Temux, TimeCesium, TimeHub, TimePictra, TimeProvider, Vite, WinPath, and ZL are registered trademarks of Microchip Technology Incorporated in the U.S.A.

Adjacent Key Suppression, AKS, Analog-for-the-Digital Age, Any Capacitor, AnyIn, AnyOut, BlueSky, BodyCom, CodeGuard, CryptoAuthentication, CryptoAutomotive, CryptoCompanion, CryptoController, dsPICDEM, dsPICDEM.net, Dynamic Average Matching, DAM, ECAN, EtherGREEN, In-Circuit Serial Programming, ICSP, INICnet, Inter-Chip Connectivity, JitterBlocker, KleerNet, KleerNet logo, memBrain, Mindi, MiWi, MPASM, MPF, MPLAB Certified logo, MPLIB, MPLINK, MultiTRAK, NetDetach, Omniscient Code Generation, PICDEM, PICDEM.net, PICkit, PICtail, PowerSmart, PureSilicon, QMatrix, REAL ICE, Ripple Blocker, SAM-ICE, Serial Quad I/O, SMART-I.S., SQI, SuperSwitcher, SuperSwitcher II, Total Endurance, TSHARC, USBCheck, VariSense, ViewSpan, WiperLock, Wireless DNA, and ZENA are trademarks of Microchip Technology Incorporated in the U.S.A. and other countries.

SQTP is a service mark of Microchip Technology Incorporated in the U.S.A.

The Adaptec logo, Frequency on Demand, Silicon Storage Technology, and Symmcom are registered trademarks of Microchip Technology Inc. in other countries.

GestIC is a registered trademark of Microchip Technology Germany II GmbH & Co. KG, a subsidiary of Microchip Technology Inc., in other countries.

All other trademarks mentioned herein are property of their respective companies.

© 2020, Microchip Technology Incorporated, Printed in the U.S.A., All Rights Reserved.

ISBN:

Quality Management System

For information regarding Microchip's Quality Management Systems, please visit <http://www.microchip.com/quality>.

Worldwide Sales and Service

AMERICAS	ASIA/PACIFIC	ASIA/PACIFIC	EUROPE
<p>Corporate Office 2355 West Chandler Blvd. Chandler, AZ 85224-6199 Tel: 480-792-7200 Tel: 480-792-7277 Technical Support: http://www.microchip.com/support Web Address: http://www.microchip.com</p> <p>Atlanta Duluth, GA Tel: 678-957-9614 Fax: 678-957-1455</p> <p>Austin, TX Tel: 512-257-3370</p> <p>Boston Westborough, MA Tel: 774-760-0087 Fax: 774-760-0088</p> <p>Chicago Itasca, IL Tel: 630-285-0071 Fax: 630-285-0075</p> <p>Dallas Addison, TX Tel: 972-818-7423 Fax: 972-818-2924</p> <p>Detroit Novi, MI Tel: 248-848-4000</p> <p>Houston, TX Tel: 281-894-5983</p> <p>Indianapolis Noblesville, IN Tel: 317-773-8323 Fax: 317-773-5453 Tel: 317-536-2380</p> <p>Los Angeles Mission Viejo, CA Tel: 949-462-9523 Fax: 949-462-9608 Tel: 951-273-7800</p> <p>Raleigh, NC Tel: 919-844-7510</p> <p>New York, NY Tel: 631-435-6000</p> <p>San Jose, CA Tel: 408-735-9110 Tel: 408-436-4270</p> <p>Canada - Toronto Tel: 905-695-1980 Fax: 905-695-2078</p>	<p>Australia - Sydney Tel: 61-2-9868-6733</p> <p>China - Beijing Tel: 86-10-8569-7000</p> <p>China - Chengdu Tel: 86-28-8665-5511</p> <p>China - Chongqing Tel: 86-23-8980-9588</p> <p>China - Dongguan Tel: 86-769-8702-9880</p> <p>China - Guangzhou Tel: 86-20-8755-8029</p> <p>China - Hangzhou Tel: 86-571-8792-8115</p> <p>China - Hong Kong SAR Tel: 852-2943-5100</p> <p>China - Nanjing Tel: 86-25-8473-2460</p> <p>China - Qingdao Tel: 86-532-8502-7355</p> <p>China - Shanghai Tel: 86-21-3326-8000</p> <p>China - Shenyang Tel: 86-24-2334-2829</p> <p>China - Shenzhen Tel: 86-755-8864-2200</p> <p>China - Suzhou Tel: 86-186-6233-1526</p> <p>China - Wuhan Tel: 86-27-5980-5300</p> <p>China - Xian Tel: 86-29-8833-7252</p> <p>China - Xiamen Tel: 86-592-2388138</p> <p>China - Zhuhai Tel: 86-756-3210040</p>	<p>India - Bangalore Tel: 91-80-3090-4444</p> <p>India - New Delhi Tel: 91-11-4160-8631</p> <p>India - Pune Tel: 91-20-4121-0141</p> <p>Japan - Osaka Tel: 81-6-6152-7160</p> <p>Japan - Tokyo Tel: 81-3-6880-3770</p> <p>Korea - Daegu Tel: 82-53-744-4301</p> <p>Korea - Seoul Tel: 82-2-554-7200</p> <p>Malaysia - Kuala Lumpur Tel: 60-3-7651-7906</p> <p>Malaysia - Penang Tel: 60-4-227-8870</p> <p>Philippines - Manila Tel: 63-2-634-9065</p> <p>Singapore Tel: 65-6334-8870</p> <p>Taiwan - Hsin Chu Tel: 886-3-577-8366</p> <p>Taiwan - Kaohsiung Tel: 886-7-213-7830</p> <p>Taiwan - Taipei Tel: 886-2-2508-8600</p> <p>Thailand - Bangkok Tel: 66-2-694-1351</p> <p>Vietnam - Ho Chi Minh Tel: 84-28-5448-2100</p>	<p>Austria - Wels Tel: 43-7242-2244-39 Fax: 43-7242-2244-393</p> <p>Denmark - Copenhagen Tel: 45-4485-5910 Fax: 45-4485-2829</p> <p>Finland - Espoo Tel: 358-9-4520-820</p> <p>France - Paris Tel: 33-1-69-53-63-20 Fax: 33-1-69-30-90-79</p> <p>Germany - Garching Tel: 49-8931-9700</p> <p>Germany - Haan Tel: 49-2129-3766400</p> <p>Germany - Heilbronn Tel: 49-7131-72400</p> <p>Germany - Karlsruhe Tel: 49-721-625370</p> <p>Germany - Munich Tel: 49-89-627-144-0 Fax: 49-89-627-144-44</p> <p>Germany - Rosenheim Tel: 49-8031-354-560</p> <p>Israel - Ra'anana Tel: 972-9-744-7705</p> <p>Italy - Milan Tel: 39-0331-742611 Fax: 39-0331-466781</p> <p>Italy - Padova Tel: 39-049-7625286</p> <p>Netherlands - Drunen Tel: 31-416-690399 Fax: 31-416-690340</p> <p>Norway - Trondheim Tel: 47-72884388</p> <p>Poland - Warsaw Tel: 48-22-3325737</p> <p>Romania - Bucharest Tel: 40-21-407-87-50</p> <p>Spain - Madrid Tel: 34-91-708-08-90 Fax: 34-91-708-08-91</p> <p>Sweden - Gothenberg Tel: 46-31-704-60-40</p> <p>Sweden - Stockholm Tel: 46-8-5090-4654</p> <p>UK - Wokingham Tel: 44-118-921-5800 Fax: 44-118-921-5820</p>